□ □ □ □ □ □ □

□ □ □ □

□ □ □ □ □

□

□ □

□

□ □ □ □ □

□ □ □ □ □ □ □ □

□ □ □ □ □ □ □

□

□

□

□

□

□

□

□

□ □□ □ □ □ □

□ □ □ □ □ □ □ □

□ □□ □ □ □ □

□ □	□□ □ □□ ℃□	□	□	□	□	□
□ □ □	□□ □ □□ ℃□	□	□	□	□	□
	□□ □ □□ ℃□		□	□	□	□
□ □	□ □ □ □ □□ ℃ □	□	□	□	□	□
□ □		□	□	□	□	□

□ □□ □ □ □ □

				□	□	
□ □ □ □ □	□ □	□	□	□	□	□
□ □	□ □ □ □ □ □	□	□	□	□	□
	□ □ □ □ □		□	□	□	□

□		□	□	□ □	□ □

□

FIG.1: Forward characteristics(per diode)

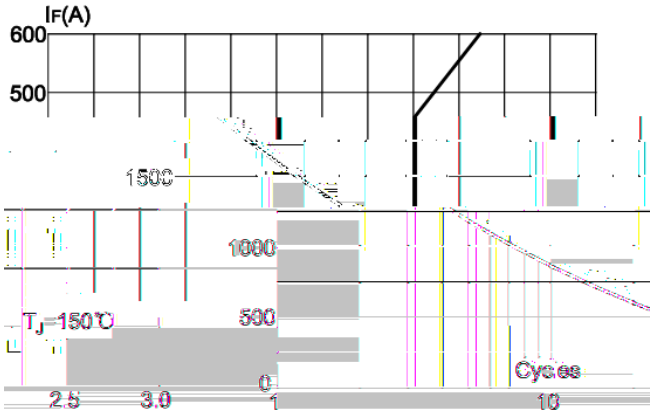

FIG.2: Peak on-state surge current

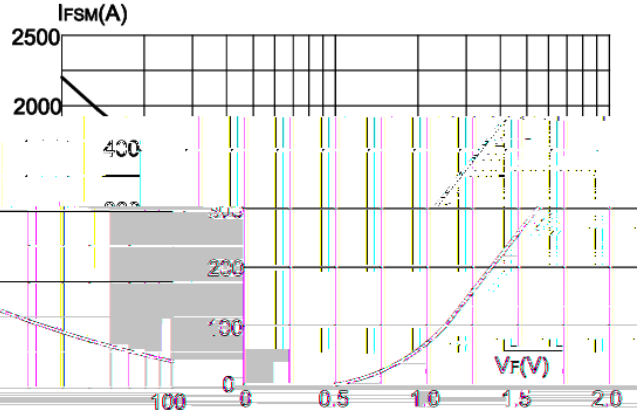

temperature

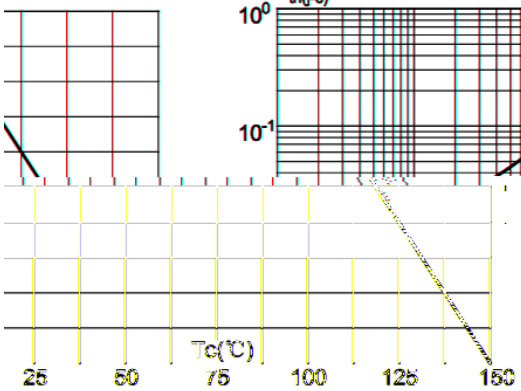

FIG.4: Maximum transient thermal impedance

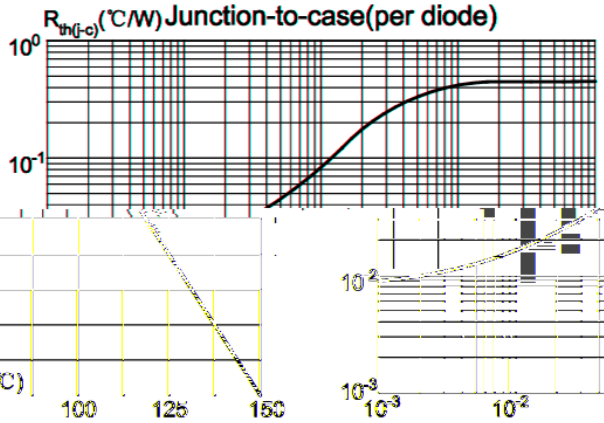

FIG.3: Forward current vs. case

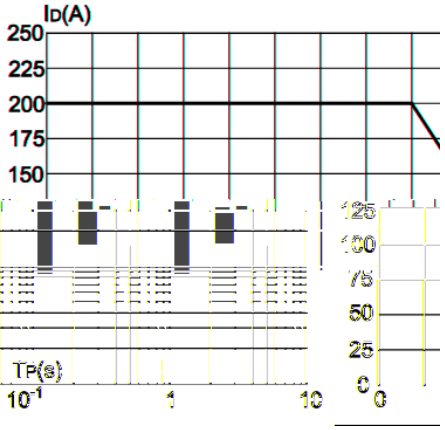

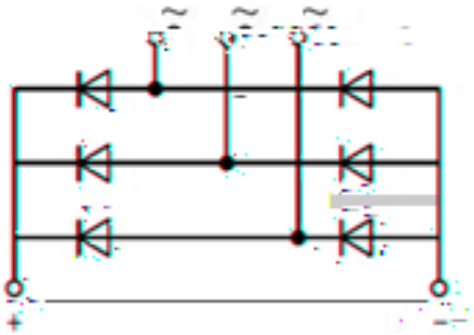

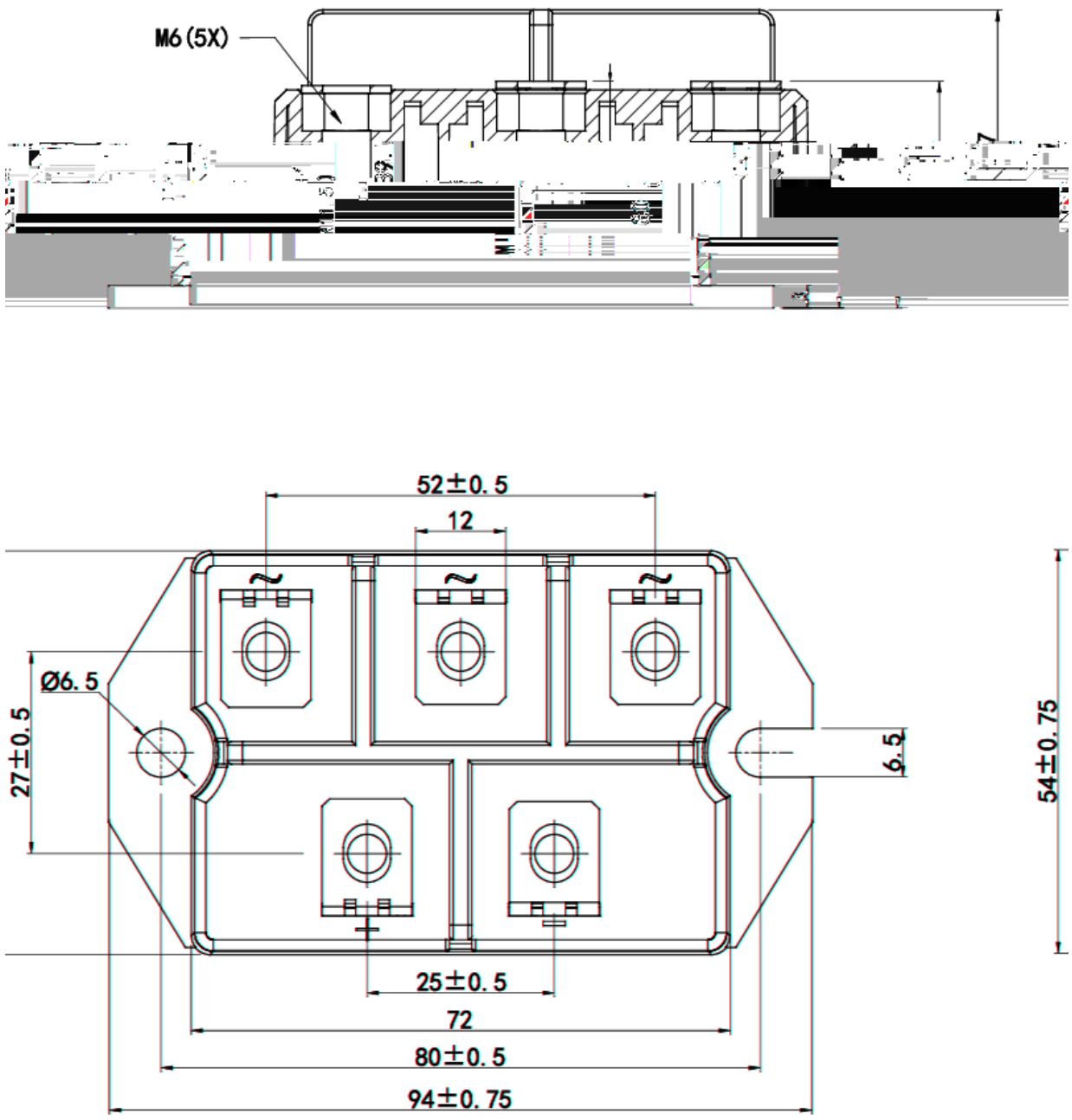
M6 (5X)
52±0.5
12
Ø6.5
27±0.5
6.5
54±0.75
25±0.5
72
80±0.5
94±0.75