C

C

M I D	)	M
@	(-	8
@D 7 G 4 (	)	8
M= D	(+	M

= :

C 8:

E 8: :

~ ~ ~

[redacted]

7 K: 4), :

I		M I D	)	M
E		M JD	) (	M
F	K: 4 (℃	@	(-	8
=	( ) J , K 4), ℃	@D	)	8
@		@	)	8)
I DJ	8 : , ((	M@F	-	M
A		KA	+ (,	
J		K	+ ( ),	℃

7 K: 4), :

=	@4 (- 8 K 4), ℃	M=		( )	(+	M
I	M 4 M I D K 4), ℃	@ D			,	8
	M 4 M I D K 4 (, ℃				(	8
K	= K 4 (, ℃	MKF			/ -	M
		K			(	

7 K: 4), :

K		I			- ,	B N
D	D -	D	+),		, . ,	E
	D -		+),		, . ,	E

AD (- K))	AD (- K))	)	) + G: J	) G: J	) + G: J

FIG.1: Forward characteristics(per diode)

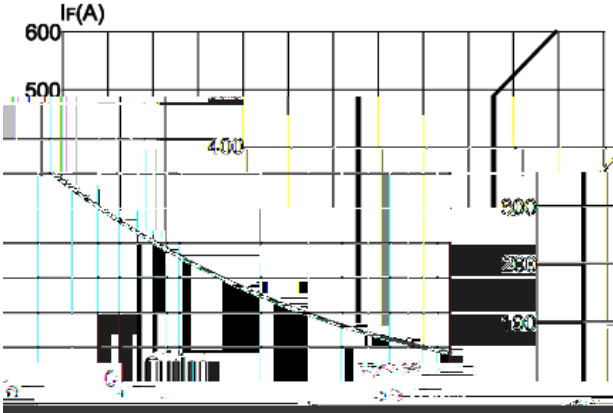

FIG.2: Peak on-state surge current

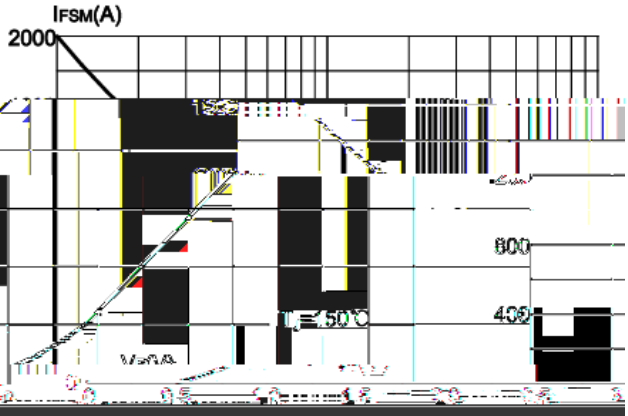

FIG.4: Maximum transient thermal impedance $R_{th(j-c)}$ (°C/W) Junction-to-case(per diode)

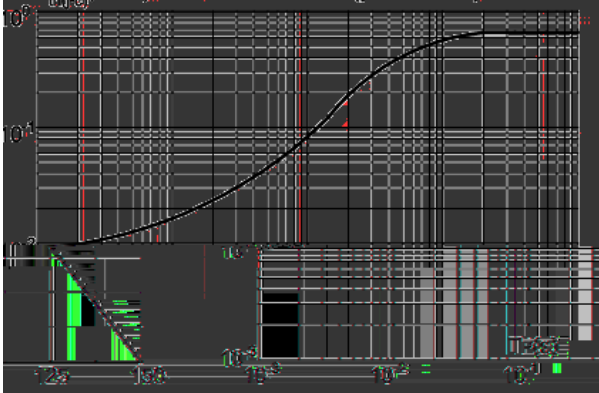

FIG.3: Forward current vs. case temperature

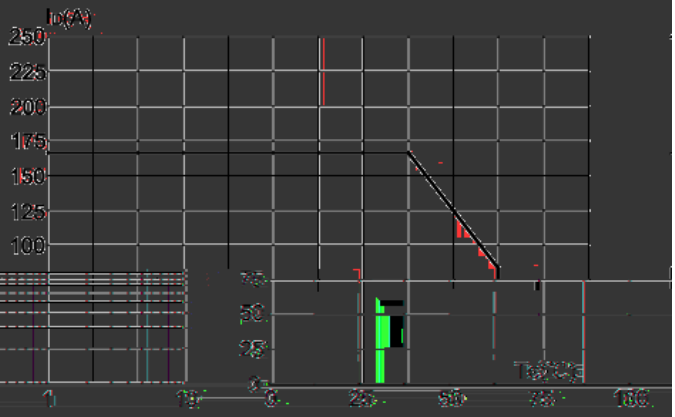



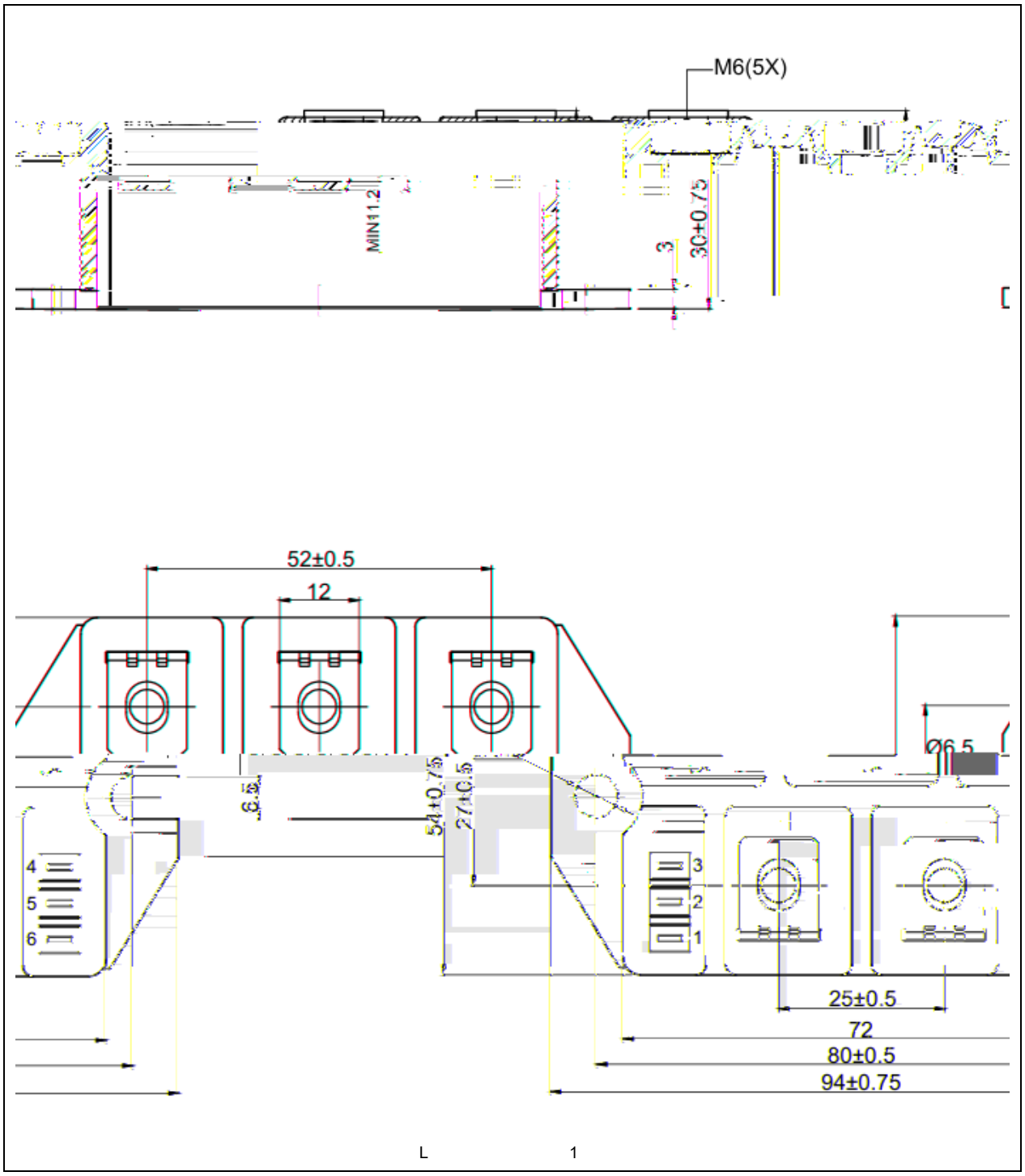
M6(5X)
MIN11.2
3
30±0.75
52±0.5
12
6.5
54±0.75
27±0.5
Ø6.5
4
5
6
3
2
1
25±0.5
72
80±0.5
94±0.75

L 1

@
A A A J : C
K
E A A A
G
A A A A
K). A))- K

A A A J : C))- A A A
J : C 8

A A A D : C
I ((8 G , ,