4 N I L TI OMI VL TM SI OMK MV

4 QVL KI VKM I KSI OM

0 QQP OMK MV KI I JQQ

. QVTL T N , + U

4QVM MK QQM N I V Q QML) + U K V TTM

6 VK V TT JTM MK QQM N) + , + K V M M

(+ □ + VTM PM QM MK QQL

: M M QQM M S M M M TI OM		: : 5		

6 V M M QQM M S M M M TI OM : 5

(+ □ + VTM PM QM MKQQL

. I L TI OM	1,) R □℃	.				
: M M MTM SI OMK MV	: : : 5 R □℃	1 : 5			□	U)
	: : : 5 R □ ℃					U)
P M P T. TI OM	. M T KI TK T QV VT R □ ℃	7				
, VI U Q M Q I VKM						U

(+ □ + VTM PM QM MKQQL

PM UI TQ M LI VKM R VK QV KI M	M LQLM	: PRK			□	3
5 VQVO M	I M T M PM QVS KM 5	5	□		□ □	6 U
	- TMK LM MU QVI T KM 5		□		□ □	6 U

25 , , , 0	25 , , , 0	, 0	O8+	8+	8+

FIG.1: Forward characteristics(per diode)

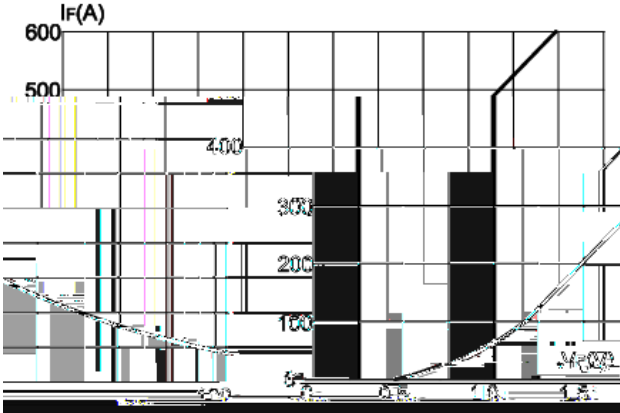

FIG.2: Peak on-state surge current

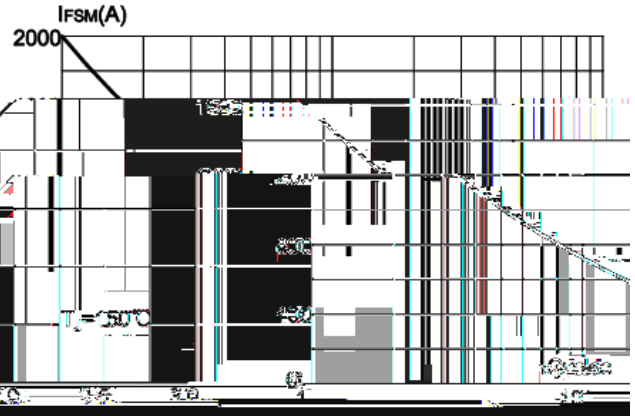

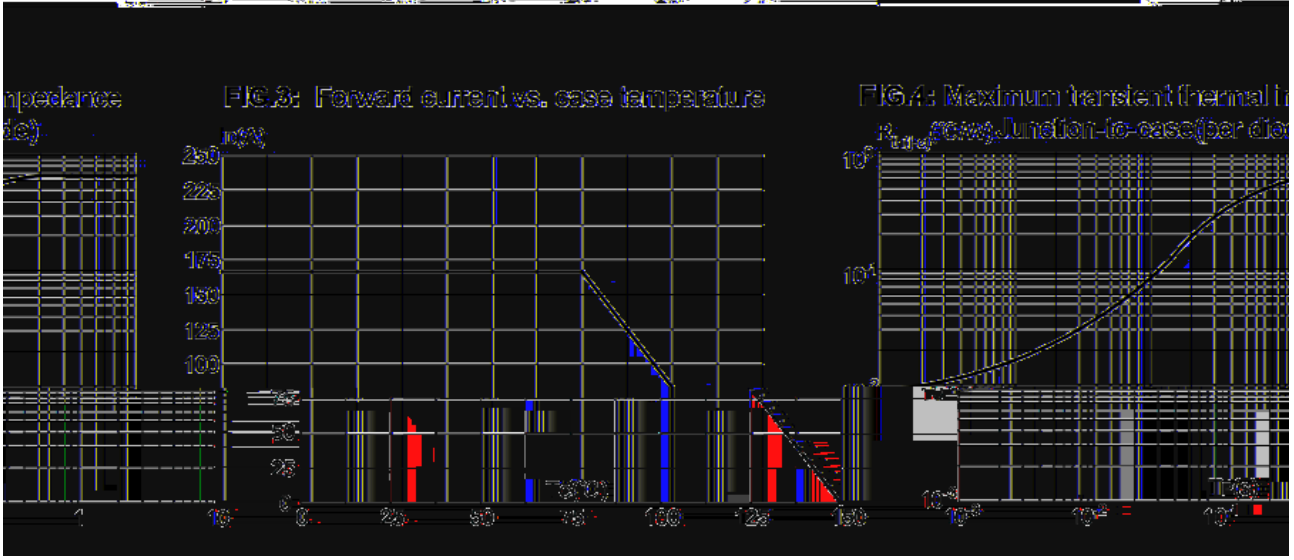

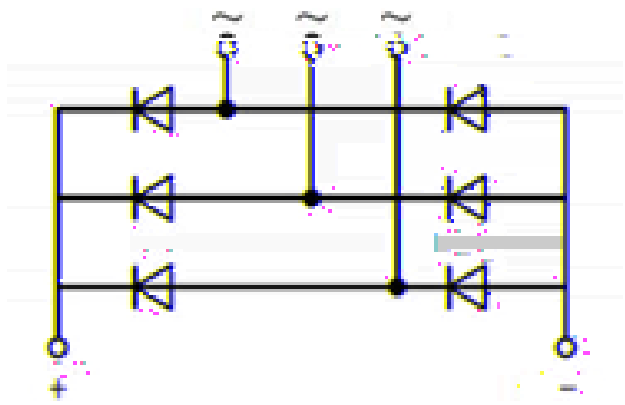

1VN UI QV N VQPML QV PQ L K UMV Q JMTQM ML JMI KK I MI VL MTQJTM 0 M M
2QVO 2QV2QM MUQK VL K + 4LI UM V M V QJQQ N PMK V M MVKM N M
QP K V QMI QVN KP QN UI QVV MJM VL Q PQ QN UI QVQV PQL K UMV
Q JRVK KPI VOM QP Q V QKM 6 QP I VLQVO PQ 2QVO 2QV2QM QTN TT K U T
QP PM MU TQML QVI QVML I OMMUMV 8 L K I VL QN UI QV QML QV PQ
L K UMV PI M V QNQVOMUMV N I MV 2QVO 2QV2QMI UM V M V QJQQ N I V
QNQVOMUMV N PM QP NPQL I QM PQKP UI M TN U PM M N KP L K I VL
QN UI QV PQ L K UMV Q PM QVQQT MTM M LI ML 2 T PQ L K UMV
M MLM I VL M TKM I TTQN UI QV M Q T TQML

Q MOQ MML ILMUI S N2QVO 2QV2QM MUQK VL K + 4 2QVO 2QV2QM
MUQK VL K + 4L) TT QP M M ML