A) H &

H YYD U YFYW Y X YA X Y

YU Y

D X WG a a U

DU Ua Y Y	JU Y	I b

5 WU b

5 V Y AU a a FU b

DU Ua Y Y	bX b	G a V	JU Y	I b
	℃			
	℃			
				℃
				℃

YW WU U UWY W

DU Ua Y Y	bX b	G a V	JU Y			I b
			A b	H	AU	
	℃					
	℃					
	℃					
	℃					

H Y a U U UWY W

DU Ua Y Y	bX b	G a V	JU Y			I b
			A b	H	AU	
						℃

C XY b b a U b

Y WY	AU b	DUWU Y	K Y	bbY	DY U b

H WU YW WU H Y a U U UWY W

FIG.1: Forward characteristics(per diode)

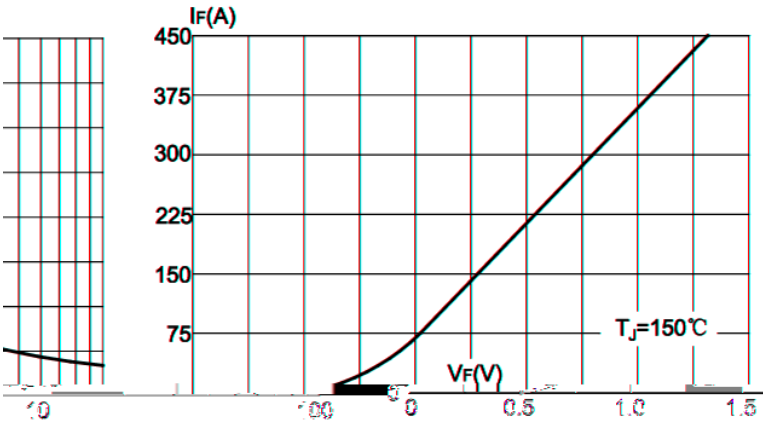

FIG.2: Peak on-state surge current

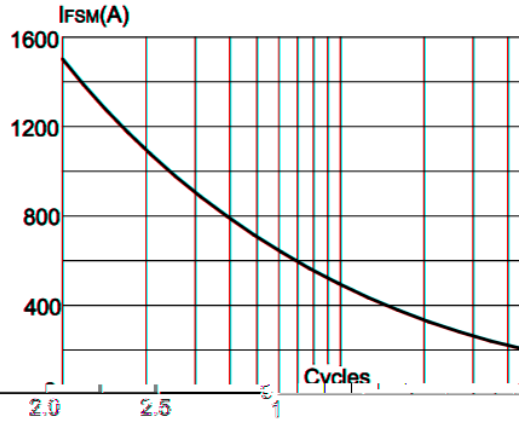

sient thermal impedance

FIG.3: Forward current vs. case temperature

FIG.4: Maximum tran

[redacted]

W U Ua

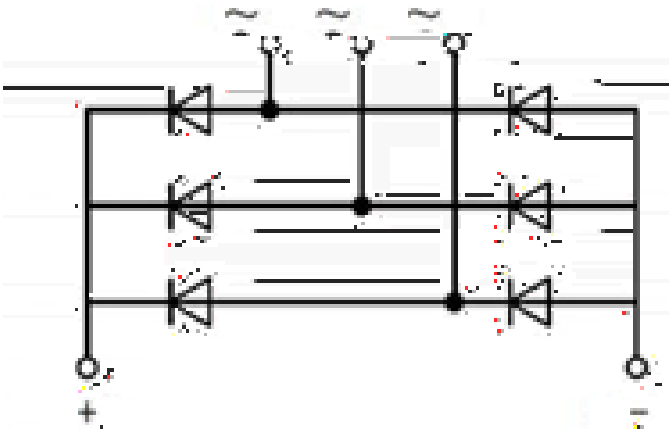
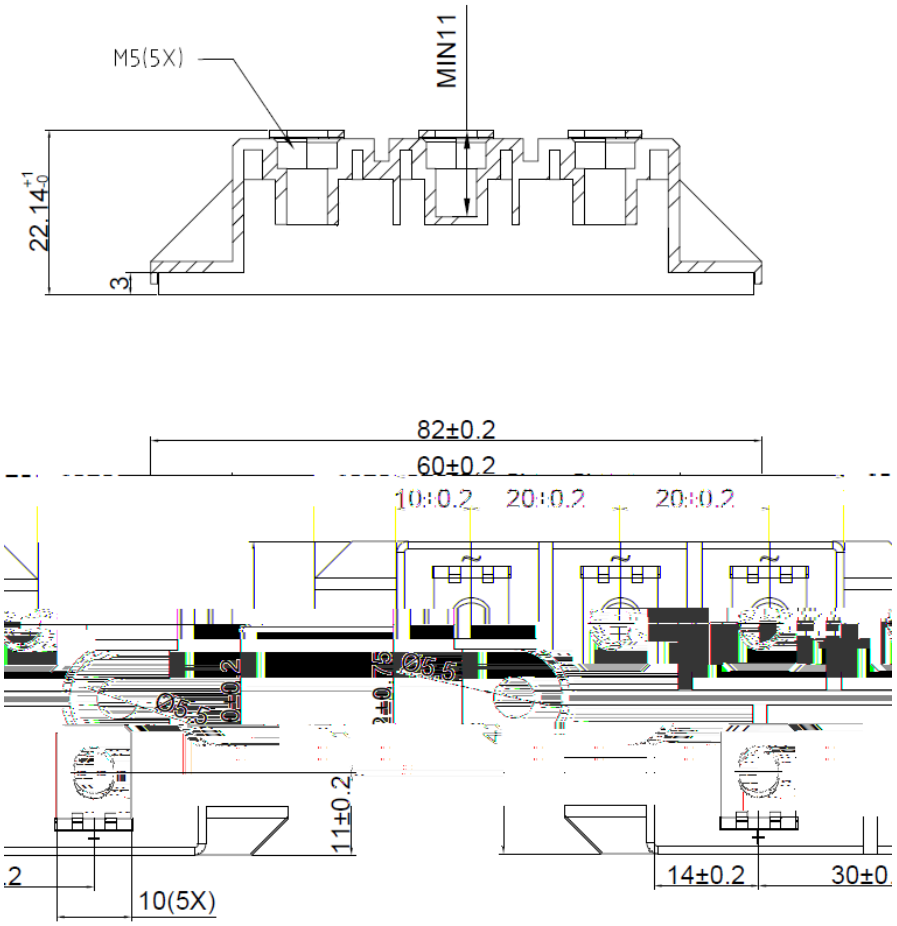
DUWU YC bY a a