bb M b Ob b a b J a b

Cb b M a P

M b b	S b	R

~ ~ ~

[redacted]

b J O

M b b	a	P	S b	R
	℃			
	℃			
				℃
				℃

□

B b □ b □

M b b □	a □	P □	S b □			R □
			J □	□	J □	
	℃					
	℃					
	℃					
	℃					

□

b □ b □

M b b □	a □	P □	S b □			R □
			J □		J	
						℃

□

L ab □F □

Ab b□	J □	M b□	T b □	F b □ □	Mb □ □

□

□

□

□

□

□

□

B b b b

FIG.1: Forward characteristics(per diode) FIG.2: Peak on-state surge current

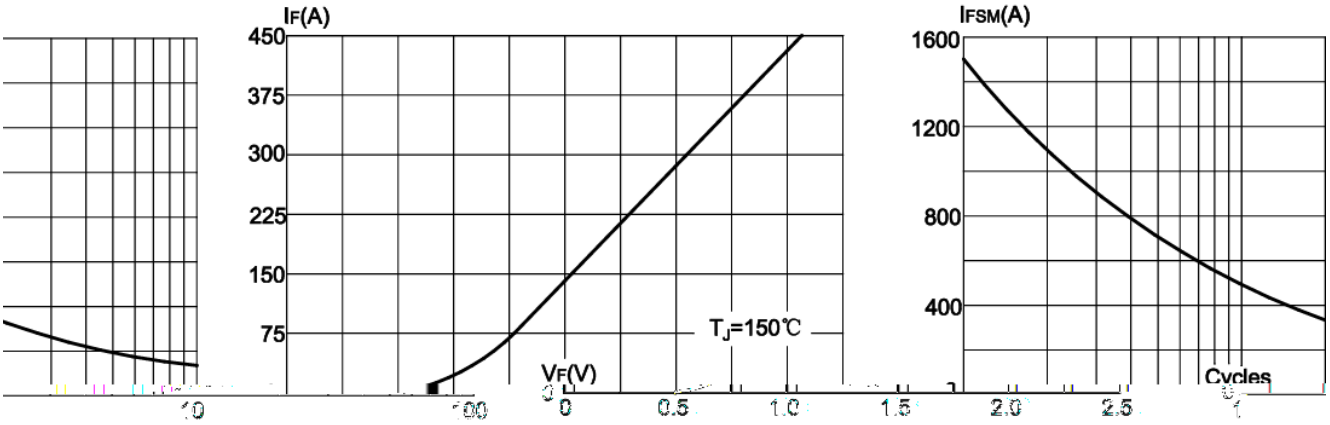

aximum transient thermal impedance FIG.3: Forward current vs. case temperature FIG.4: M

[redacted]

A

[redacted]

M b L b &

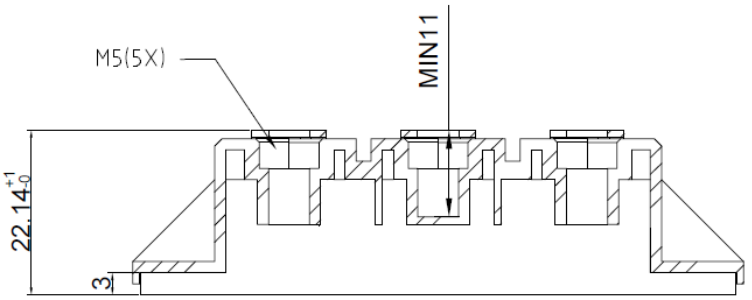
M5(5X)
MIN11
22.14
3

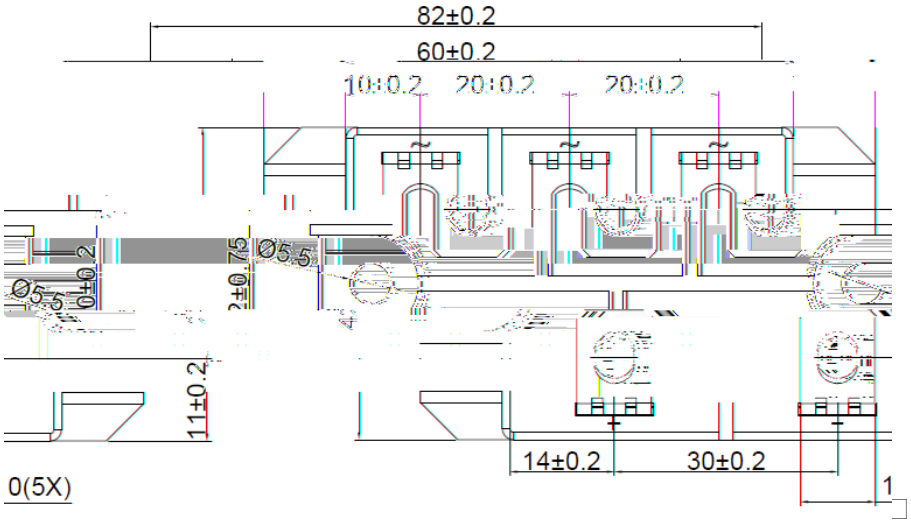
82±0.2
60±0.2
10±0.2
20±0.2
20±0.2
Ø5.5
Ø5.5
2±0.75
11±0.2
14±0.2
30±0.2
0(5X)
1